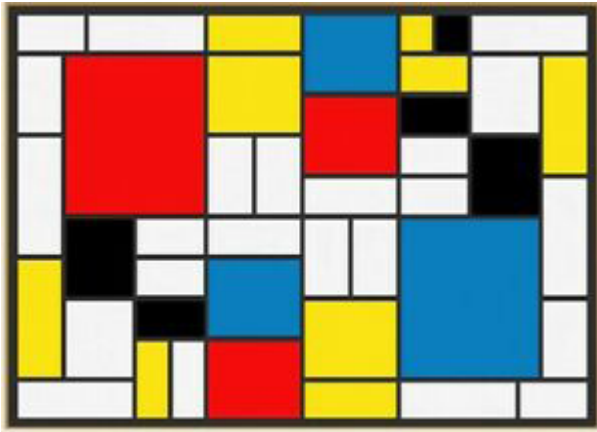




## Lesson: Piet Mondrian inspired Abstract Art



**PIET MONDRIAN:** a Dutch painter thought to be one of the pioneers of abstract art

Objective: Practice using geometric shapes to create a piece of abstract art inspired by the work of famous artist Piet Mondrian

**GEOMETRIC SHAPES:** shapes that come from geometry, made out of points and lines

**ABSTRACT ART:** art that does not represent images of our everyday world—it has color, lines, and shapes but they are not intended to represent objects or living things

### Materials:

- 8 ½ x 11 inch piece of white paper
- ruler
- black marker

Pick one of the following:

Crayons, colored pencils, markers (if you have oil pastels or paint you could choose to use either of these too)

### Instructions:

1. Turn your paper in the Landscape Orientation (long way left to right)
2. Take your ruler and black marker and begin drawing lines in any direction across the paper—top to bottom and side to side
3. Draw lines that cross each other—there will be various geometric shapes that begin to appear, rectangles, squares, triangles, rhombus, trapezoids etc.
4. Once you are satisfied with your drawing, pick out the PRIMARY COLORS red, blue, & yellow, also pull out the black from your crayon, colored pencil, marker, or oil pastel/paint box
5. Begin coloring in different shapes on your picture with your red, making sure that no red shapes are next to each other
6. Continue with your blue, yellow, and black, making sure that you don't have the same colors next to each other
7. You should also leave some of the shapes white


If you have access to a computer click on this link for instruction

<https://www.youtube.com/watch?v=rknG39TENTY>


Find lessons in Spanish. Otras Lecciones en Español:

<http://www.methowarts.org/category/art-lessons-for-parents-teachers-kids/spanish-leccion>







One of Piet Mondrian's famous pieces of abstract art



Using your ruler begin drawing lines across your paper—lines can go in all directions and can overlap



Completed Mondrian inspired abstract art using crayons.



Completed Mondrian inspired abstract art using oil pastels.

Find lessons in Spanish. Otras Lecciones en Español:

<http://www.methowarts.org/category/art-lessons-for-parents-teachers-kids/spanish-leccion>

